

OLYMPIA



# OGL 300


Product  
Catalogue



- ▶ Auto Fan/auto Light
- ▶ Fireman System / Mode.
- ▶ LED Lights & Fan Blower
- ▶ Free Service For One Year.
- ▶ Floor Announcement System.
- ▶ Overload devies & Indicators.
- ▶ Collective Selective Operation.
- ▶ Levelling Accuracy Up To +/-2mm
- ▶ Serial Link Communication Control
- ▶ SS-Hairline Finish Cabin-With False Ceiling
- ▶ Quick Fix Trouble Shoot With Service Remote.
- ▶ VF Door Operation with Infra Red Door Screen
- ▶ Battery operated Emergency light & Alarm Bell
- ▶ SS Hairline Finish Landing Doors with SS Frame.
- ▶ Call Registration Indication In Car & Hall Buttons.
- ▶ Automatic Door Operation With Gearless Operator.
- ▶ Dot Matrix Position Indication In Car And Hall Face Plases
- ▶ Smooth Elevator Ride Comfort With Jerkfree Start Or Stop.
- ▶ Automatic Rescue Device Duing Power Cut-Off For Passenger Safety.
- ▶ Germen Technology Gearless Traction Machine With Operating Speed upto 2.5Mps.

### Dimensional Details OGL 300


Passenger Capacity	Speed	Travel Height	Shaft Size		Car Size		Entrance Size	Door Type	Pit Depth	Overhead Height				
			Width	Depth	Width	Depth								
3	0.3 to 1.5 Mps Max	3 to 45 Mtr Max	1350	1050	750	650	600x2000	ACO	1350	4000				
			1350	1225	750	825								
			1350	1250	750	650								
			1350	1425	750	825								
											600x2000	ATS		
			1250	1325	650	925								
			1250	1150	650	750								
			1250	1525	650	925								
						600x2000	ACO							
1450	1160	650	750											
1350	1375	650	750											
1550	1375	650	750											
4	0.3 to 1.5 Mps Max	3 to 45 Mtr Max	1450	1310	650	750	700x2000	ACO	1350	4000				
			1350	1525	650	750								
			1450	1160	650	750								
			1350	1575	650	750								
											700x2000	ATS		
			1300	1360	650	750								
			1200	1575	650	750								
			1600	1410	1050	810								
5	0.3 to 1.5 Mps Max	3 to 45 Mtr Max	1600	1510	1050	910	700x2000	ACO	1350	4000				
			1360	1450	810	1050								
			1450	1460	900	1060								
			1600	1250	1000	1000								
6	0.3 to 1.5 Mps Max	3 to 45 Mtr Max	1600	1350	1000	1100	700x2000	ACO	1350	4000				
			1360	1400	1000	1000								
			1450	1500	1000	1100								
			1800	1410	1300	1010								
8	0.3 to 1.5 Mps Max	3 to 45 Mtr Max	1800	1525	1300	1125	800x2000	ACO	1500	4200				
			1575	1565	1125	1165								
			1575	1700	1125	1300								
			2000	1535	1300	1235								
10	0.3 to 1.5 Mps Max	3 to 45 Mtr Max	2000	1710	1250	1410	800x2000	ACO	1600	4500				
			1850	1900	1150	1400								
			1950	1810	1250	1410								
			1850	1800	1150	1400								
13	0.3 to 1.5 Mps Max	3 to 45 Mtr Max	1950	1810	1250	1410	900x2000	ATS	1600	4500				
			2100	1770	1400	1470								
			2000	2300	1300	2000								
			1800	2300	1100	1900								
											1000x2000	ATS		
			1800	2800	1100	2400								
			1800	2300	1100	1900								
			1800	2800	1100	2400								
15	0.3 to 1.5 Mps Max	3 to 45 Mtr Max	2250	2300	1150	2000	1000x2000	ACO	1800	4800				
			2250	1900	1550	1600								
			2050	1865	1550	1465								
			1680	2500	1180	2100								
16	0.3 to 1.5 Mps Max	3 to 45 Mtr Max	2250	1700	1720	1400	1000x2000	ACO	1800	4800				
			2250	2500	1190	2200								
			2380	1955	1680	1555								
			1900	2600	1190	2200								



GEARLESS ELEVATOR




CONTROL PANEL




LOP PANEL



TOUCH TYPE LOP/COP




MIRROR FINISH CAR



COP



CAR OPERATING PANEL

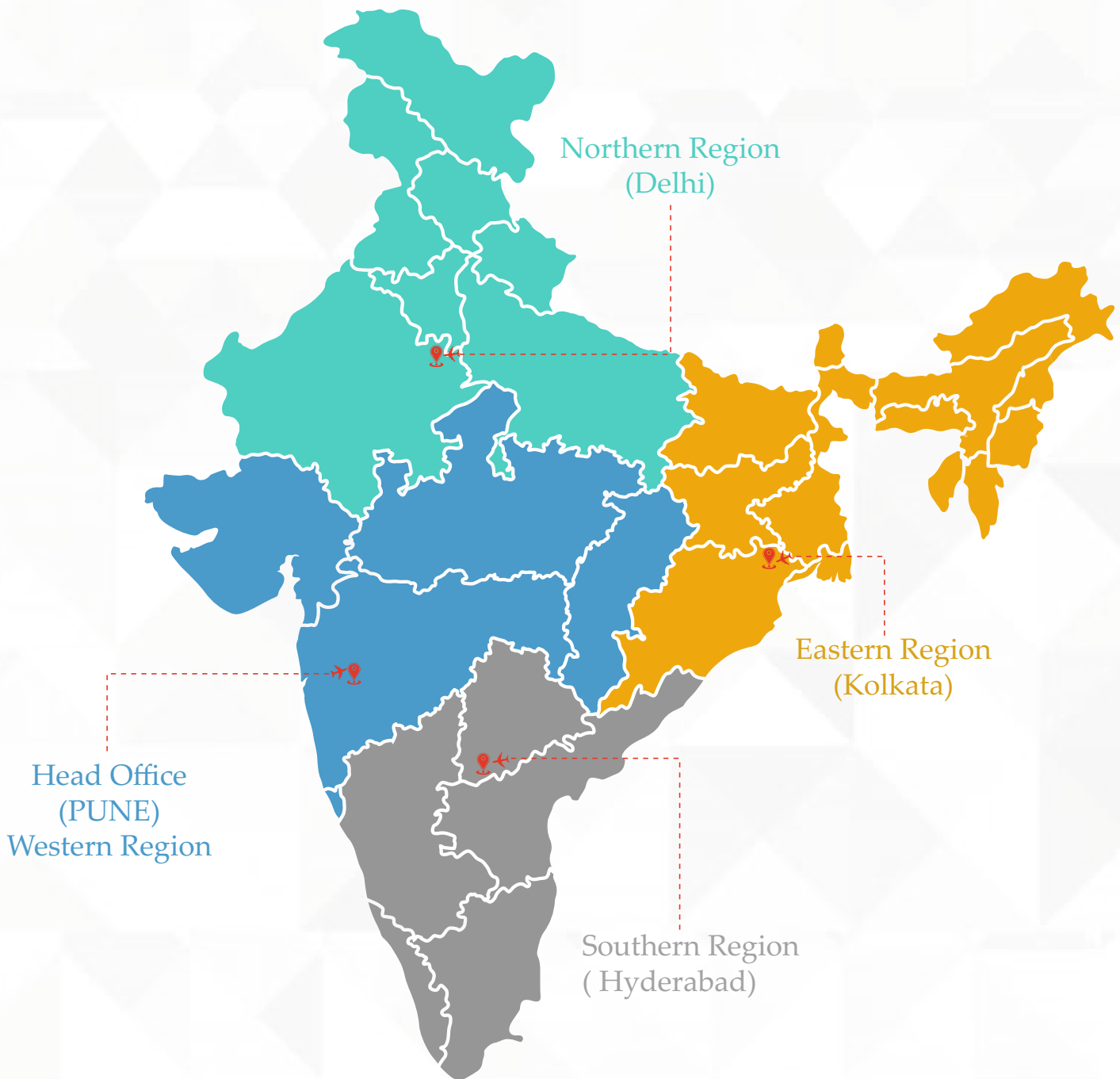


GEARLESS MACHINE



SERIAL LINK CONTROLLER

# OLYMPIA ELEVATORS PVT. LTD.



## OUR BRANCHES

PUNE | GOA | HYDERABAD | MUMBAI | BENGALURU | INDORE | NAGPUR | NASHIK  
GUJARAT | SAMBHAJI NAGAR | SOLAPUR | KOLHAPUR | NASHIK | DELHI | KOCHI

## HEAD OFFICE

Head Office: S.NO.59/60,Shop No.03.A-Wing Mansarovar,  
Annex,Kondhwa-Bk,Pune- 411048

Contact - 8408836 434 | MAIL - customersupport@olympiaelevators.com