



OLYMPIA



OGL 200


Product
Catalogue



- ▶ Auto Fan/auto Light
- ▶ Fireman System / Mode.
- ▶ LED Lights & Fan/Blower
- ▶ Free Service For One Year.
- ▶ Floor Announcement System.
- ▶ Overload devies & Indicators.
- ▶ Collective Selective Operation.
- ▶ Levelling Accuracy Up To +/-2mm
- ▶ Serial Link Communication Control
- ▶ Quick Fix Trouble Shoot With Service Remote.
- ▶ VF Door Operation with Infra Red Door Screen
- ▶ Battery operated Emergency light & Alarm Bell
- ▶ Call Registration Indication In Car & Hall Buttons.
- ▶ Automatic Door Operation With Gearless Operator.
- ▶ Dot Matrix Position Indication In Car And Hall Face Plases
- ▶ Smooth Elevator Ride Comfort With Jerkfree Start Or Stop.
- ▶ MS Power Coated Finish Cabin-With False Ceiling
- ▶ MS Power Coated Finish Landing Doors with SS Frame.
- ▶ Automatic Rescue Device Duing Power Cut-Off For Passenger Safety.
- ▶ Germen Technolgy Gearless Traction Machine With Operating Speed upto 2.5Mps.

Dimensional Details OGL 200


Passenger Capacity	Speed	Travel Height	Shaft Size		Car Size		Entrance Size	Door Type	Pit Depth	Overhead Height					
			Width	Depth	Width	Depth									
3	0.3 to 1.5 Mps Max	3 to 45 Mtr Max	1350	1050	750	650	600x2000	ACO	1350	4000					
			1350	1225	750	825									
			1350	1250	750	650									
			1350	1425	750	825									
			4	0.3 to 1.5 Mps Max	3 to 45 Mtr Max	1250	1325	650			925	600x2000	ATS	1350	4000
						1250	1150	650			750				
						1250	1525	650			925				
						1250	1150	650			750				
5	0.3 to 1.5 Mps Max	3 to 45 Mtr Max				1450	1160	650	750	600x2000	ACO	1350	4000		
						1350	1375	650	750						
						1550	1375	650	750	700x2000	ACO				
						1450	1310	650	750	600x2000					
			1350	1525	650	750	700x2000	ATS							
			1450	1160	650	750									
			1350	1575	650	750									
			1300	1360	650	750									
6	0.3 to 1.5 Mps Max	3 to 45 Mtr Max	1200	1575	650	750	700x2000	ACO	1350	4000					
			1600	1410	1050	810									
			1600	1510	1050	910	700x2000	ATS							
			1360	1450	810	1050									
			1450	1460	900	1060	700x2000	ACO							
			1600	1250	1000	1000									
8	0.3 to 1.5 Mps Max	3 to 45 Mtr Max	1600	1350	1000	1100	700x2000	ATS	1350	4000					
			1360	1400	1000	1000									
			1450	1500	1000	1100	800x2000	ACO							
			1800	1410	1300	1010									
			1800	1525	1300	1125	800x2000	ATS							
			1575	1565	1125	1165									
1575	1700	1125	1300	800x2000	ACO										
2000	1535	1300	1235												
10	0.3 to 1.5 Mps Max	3 to 45 Mtr Max	2000	1710	1250	1410	800x2000	ATS	1600	4500					
			1850	1800	1150	1400									
			1950	1810	1250	1410	900x2000	ACO							
			1850	1800	1150	1400									
			1950	1810	1250	1410	900x2000	ATS							
			2100	1770	1400	1470									
13	0.3 to 1.5 Mps Max	3 to 45 Mtr Max	2000	2300	1300	2000	900x2000	ACO	1600	4500					
			1800	2300	1100	1900									
			1800	2800	1100	2400	1000x2000	ATS							
			1800	2300	1100	1900									
			1800	2800	1100	2400	1000x2000	ACO							
			2250	2300	1150	2000									
15	0.3 to 1.5 Mps Max	3 to 45 Mtr Max	2250	1900	1550	1600	1000x2000	ATS	1800	4800					
			2050	1865	1550	1465									
			1680	2500	1180	2100	1000x2000	ACO							
			2250	1700	1720	1400									
16	0.3 to 1.5 Mps Max	3 to 45 Mtr Max	2250	2500	1190	2200	1000x2000	ATS	1800	4800					
			2380	1955	1680	1555									
			1900	2600	1190	2200									



GEARLESS ELEVATOR



CONTROL PANEL




LOP PANEL



TOUCH TYPE LOP/COP




MIRROR FINISH CAR



COP



CAR OPERATING PANEL

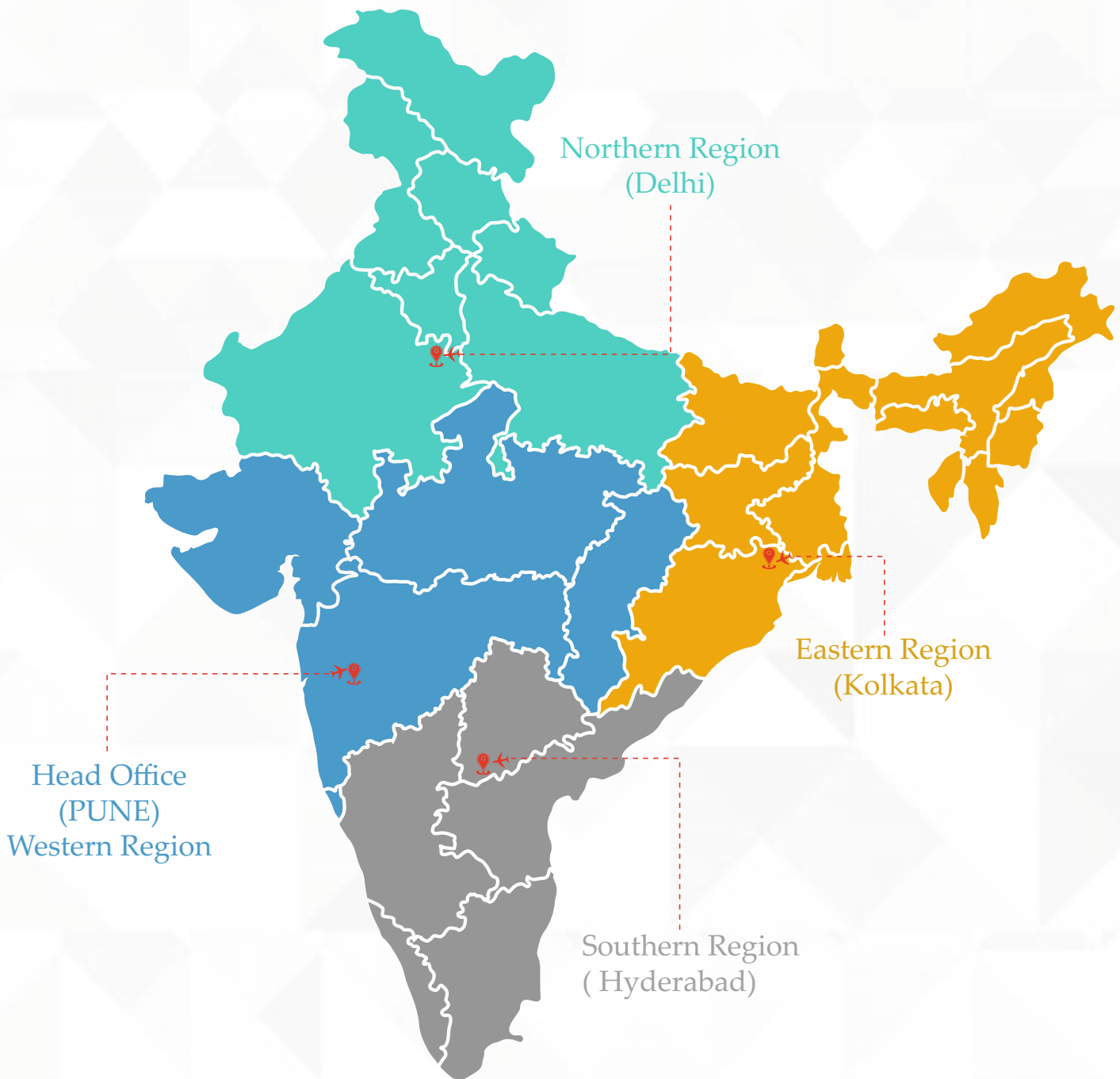


GEARLESS MACHINE



SERIAL LINK CONTROLLER

OLYMPIA ELEVATORS PVT. LTD.



OUR BRANCHES

PUNE | GOA | HYDERABAD | MUMBAI | BENGALURU | INDORE | NAGPUR | NASHIK
GUJARAT | SAMBHAJI NAGAR | SOLAPUR | KOLHAPUR | NASHIK | DELHI | KOCHI

HEAD OFFICE

Head Office: S.NO.59/60,Shop No.03.A-Wing Mansarovar,
Annex,Kondhwa-Bk,Pune- 411048

Contact - 8408836 434 | MAIL - customersupport@olympiaelevators.com